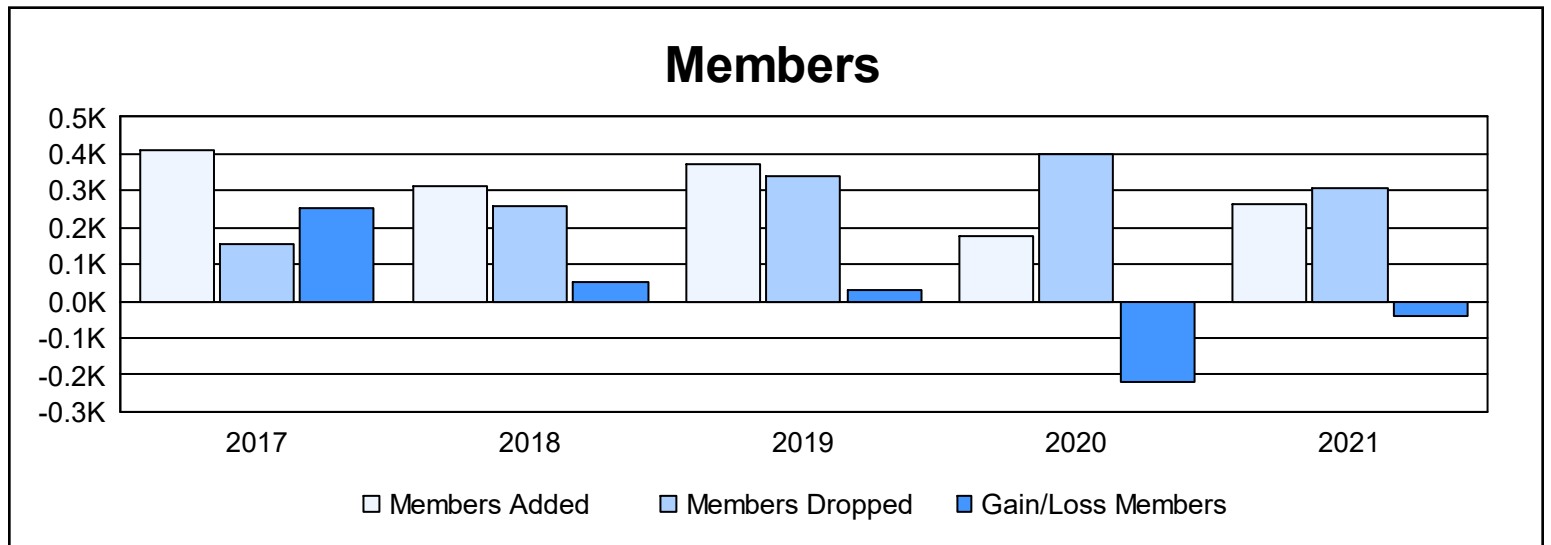
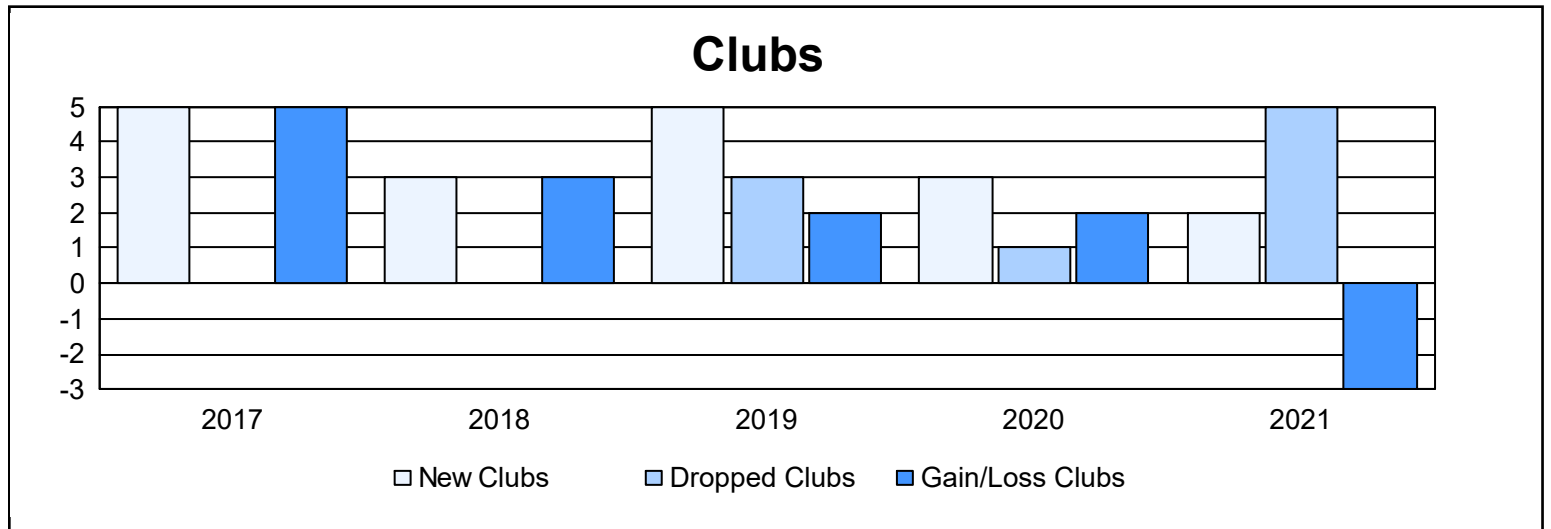
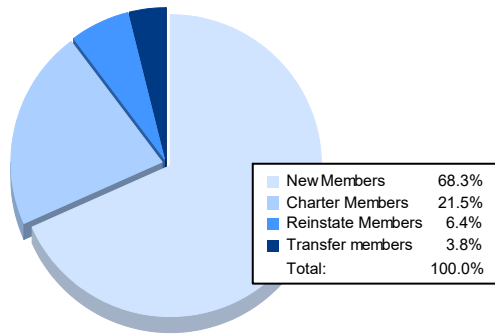


Year	New Clubs	Dropped Clubs	Gain/ Loss Clubs	New Members	Charter Members	Reinstate Members	Transfer Members	Total Member Added	Total Members Dropped	Gain/ Loss Members
2016-2017	5	0	5	293	111	5	0	409	154	255
2017-2018	3	0	3	230	66	13	1	310	257	53
2018-2019	5	3	2	235	124	5	6	370	338	32
2019-2020	3	1	2	104	65	5	5	179	398	-219
2020-2021	2	5	-3	181	57	17	10	265	305	-40
<b>Average</b>	<b>4</b>	<b>2</b>	<b>2</b>	<b>209</b>	<b>85</b>	<b>9</b>	<b>4</b>	<b>307</b>	<b>290</b>	<b>16</b>



### Membership Composition June 2021 Cumulative



### Gender Composition June 2021 Cumulative

